

How to Clean Dentures:

- Place a towel on the sink
- Don't use toothpaste to clean the denture, place a small amount of hand soap or dish soap on the denture brush and scrub the denture with warm water.
- Do not use bleach.
- Fill the denture case with water and place the dentures in the case.
- Put one denture tablet in the case and close the lid.
- Allow the dentures to sit in the case cleaning over night.
- Wipe the gums off with a damp cloth and remove any residual denture adhesive
- Rinse the mouth out.



How to Use an Interdental Brush:

- Place brush in the contacts of the teeth.
- Gently scrub back and forth a few times
- Rinse off the brush to use again.
- The brush can be replaced as needed, or every three months.



How to Use a Rubber Tip Stimulator:

- Place the rubber tip into the gum tissue and the contacts.
- Gently massage around all the gums.
- Rinse off after use.
- Replace every three months or as needed.



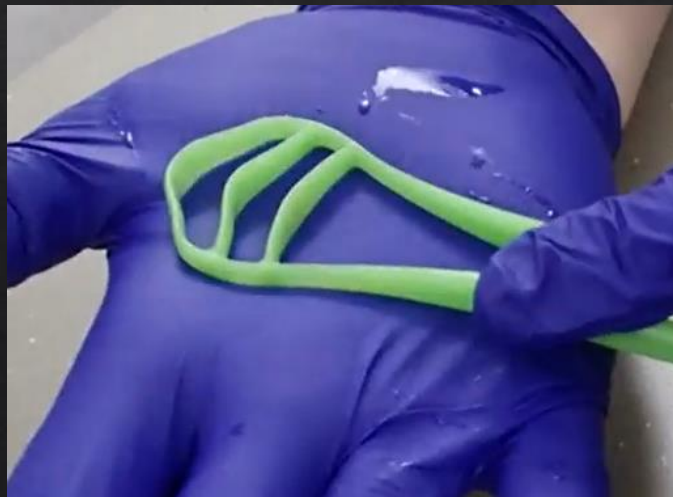
How to Use an End Tuft Brush:

- Place brush at the gumline and gently massage throughout the mouth and in areas where the toothbrush can't reach.
- Rinse off.
- Replaced every three months or as needed.





How to Use a Tongue Blade/Brush:

- Place tongue cleaner on the tongue and gently scrub from the back of the tongue to the tip of the tongue.
- Rinse off.
- Replace every three months.



Start at the base of the
tongue, then gently
scrub to the tip of the
tongue



Different types of Products for Dry Mouth:

Biotene: mouthwash and gel

Pilocarpine Sucker: Rx only, used to stimulate salivary flow.

Xylamelts: place on the gums by the upper molars, used to stimulate salivary flow.

Xylitol gum/candies: Chew or suck on several times throughout the day.

